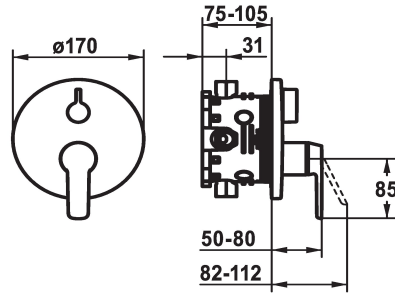


## KWC MONTA Trim kit - Tub

Modell-Linie: MONTA | 20.414.500.000  
Showers | Exposed bath mixer



### KWC-No.

**124534**  
chromeline, Trim kit

**124535**  
chromeline, Trim kit, with vacuum breaker

### Concealed unit

Trim kit

Trim kit, with vacuum breaker

- \* Trim kit with function unit
- \* Outflow top and below
- \* Turning handle for diverter
- \* KWC cartridge M 35 H
- with ceramic discs
- flow rate and temperature continuously variable
- \* Scope of delivery:

- Function unit, lever, cap, sleeve, cover plate, holder for escutcheon, diverter
- Fastening of the cover plate without screws
- \* To be ordered separately:
- Unit for concealed installation KWC BLUEBOX®
- ½", without shut-off valve, 39.999.900.931
- ¾" (½"), with shut-off valve, 39.999.910.931

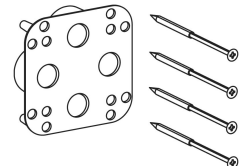
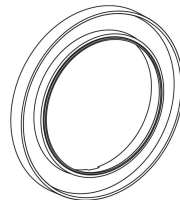
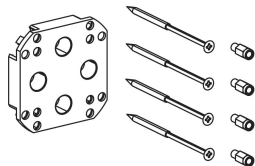
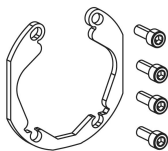
### Technical Data

Flow rate
Diameter
Handling
Color code
Installation type
Faucet_typ
Acoustic group
Concealed unit
Energy label
material

19 l/min (3 bar)
D170
front lever
chromeline
Wall mounted
Lever mixer
I
Trim kit
C
Brass



### Optional Accessories





**KWC** MONTA  
Trim kit - Tub

Modell-Linie: MONTA | 20.414.500.000  
Showers | Exposed bath mixer

**BLUEBOX Alignment set**

---

**537593**  
Z.537.593

---

**BLUEBOX Extension set 15 mm**

---

**537595**  
Z.537.595

---

**BLUEBOX Excutechon extension**

---

**537600**  
Z.537.600

---

**BLUEBOX Reverse adapter**

---

**537953**  
Z.537.953

---